

Prairieview Neighborhood Profile Fact Sheet

Population

- Total population of 4,199 people, including 1,748 households.⁵
 - The racial/ethnic composition (based on head of household) is 90% (1,576) White, 4% (71) African American, 3% (46) Hispanic, 1% (19) Asian, and 2% (36) not reporting.⁵
- There are 339 children ages 0-4, 399 children ages 0-5, 575 children ages 0-8.⁵
- A total of 590 family households have kids, and 305 (52%) of these have an unmarried head of household.⁵

Educated Kids

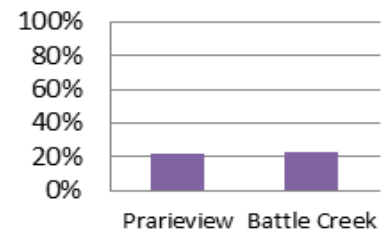
Early Childhood

- There are 5 licensed child care facilities¹ to serve the 339 children ages 0-4.

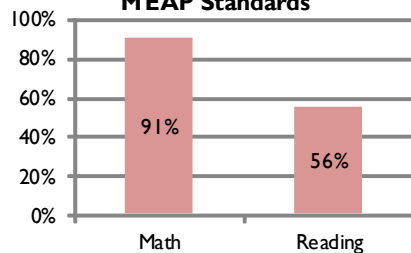
Ready for School

- 22% of kindergarteners scored low on two or more EDI Indicators.² This number ranged from 20% - 34% across neighborhoods.
- 7% of kindergarteners scored high on 4 or more EDI indicators (in the 90th percentile), meaning they entered kindergarten ready for school.² This number ranged from 0% - 7% across neighborhoods.
- 18% of kindergarteners are not receiving needed school-based support²

Students Scoring Low on EDI



3rd Graders NOT Meeting MEAP Standards



Succeeding by Third Grade

- Enrollment:
 - Prairieview has 196 students in K-3rd grade (72% White, 10% Hispanic, 8% African American, 10% Other).³
- Many 3rd graders are not meeting MEAP Standards (see graph to left).³
- 73% of Prairieview students are eligible for free/reduced lunch.⁷

Adult Educational Attainment

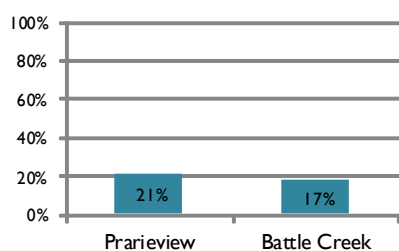
- 13% of adults over 25 do not have a high school diploma.⁴

Healthy Kids

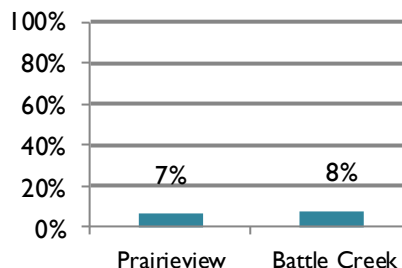
Healthy Births in 2009

- 21% of all births had low prenatal care (fewer than 12 visits).⁶
- 60% of all births were to mothers who had less than a 39 week gestation term.⁶
- 7% of all newborns were low-weight (below 5.5 pounds).⁶
- 10% of all births are to teen moms under 20 years old.⁶

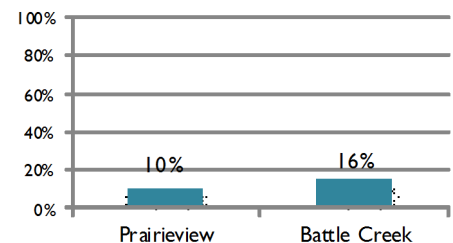
Low Prenatal Care



Low Birth Weights



Births to Teen Moms

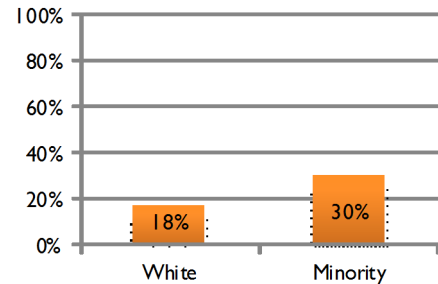


Financially Secure Families

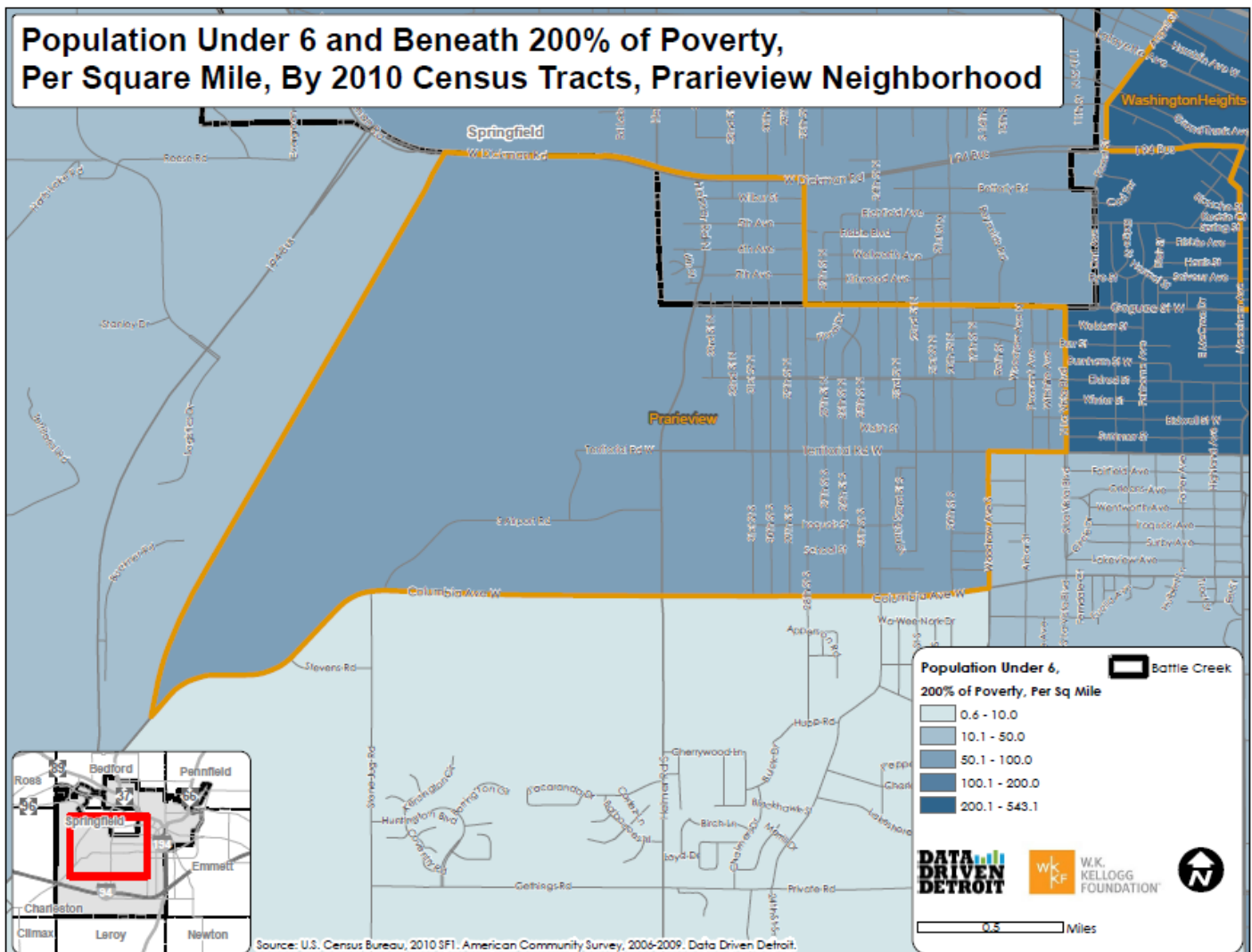
Between 2006 and 2010:

- 30% of Minority individuals and 18% of White individuals lived below 100% poverty.⁴
- 110 families with kids (11%) lived below 100% poverty, and 98 (89%) of these were single parent families.⁴
- 22% of children under 6 years old lived below 100% poverty⁴; 59% lived below 200% poverty.⁴
- The unemployment rate was 43% for adults without a High School diploma, 3% for High School graduates, 9% for adults with some college and 0% for college graduates.⁴

Individuals in Poverty Within
Racial Group



Population Under 6 and Beneath 200% of Poverty, Per Square Mile, By 2010 Census Tracts, Prarieview Neighborhood



Source

1. 2012 ISD and Connect Databases
2. 2011 EDI Data
3. 2011 MEAP Data
4. American Community Survey, 2006-2010 5-year average (Census Tract)
5. 2010 Decennial Census.
6. 2009 Michigan Public Health Department Birth Data (Census Tract)
7. 2011 Center for Educational Performance and Information Data