

Urbandale Neighborhood Profile Fact Sheet

Population

- Total population of 7,010 people, including 2,908 households.⁵
 - The racial/ethnic composition (based on the head of household) is 77% (2,243) White, 17% (491) African American, 3% (95) Hispanic, 0.6% (18) Asian, and 2% (61) not reported.⁵
- There are 596 children ages 0-4, 730 children ages 0-5, 1,077 children ages 0-8.⁵
- A total of 982 family households have kids, and 629 (64%) of these have an unmarried head of household.⁵

Educated Kids

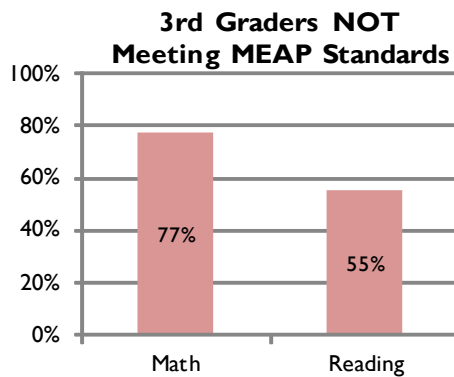
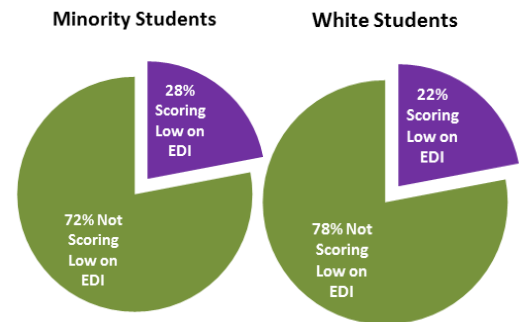
Early Childhood

- There is 1 licensed child care facility¹ to serve the 596 children ages 0-4.

Ready for School

- 24% of kindergarteners scored low on two or more EDI indicators² This number ranged from 20%-34% across neighborhoods.
- 0% of kindergarteners scored high on 4 or more EDI indicators (in the 90th percentile), meaning they entered kindergarten ready for school.² This number ranged from 0%-7% across neighborhoods.
- 37% of kindergarteners are not receiving needed school-based support²

Kindergarteners Scoring Low on EDI



Succeeding by Third Grade

- Enrollment:
 - Urbandale has 273 students in K-3rd grade (47% White, 29% African American, 10% Hispanic, 14% Other).³
- Many 3rd graders are not meeting MEAP Standards (see graph to left).³
- 87% of students at Urbandale School are eligible for free/reduced lunch.⁷

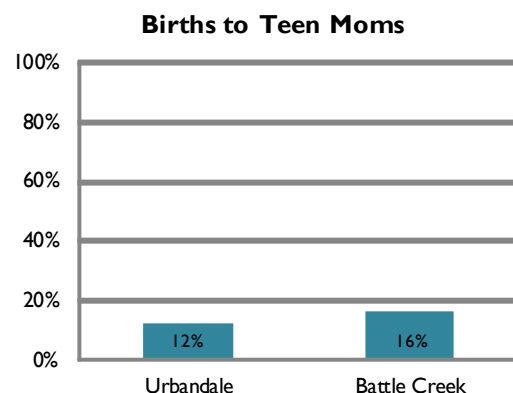
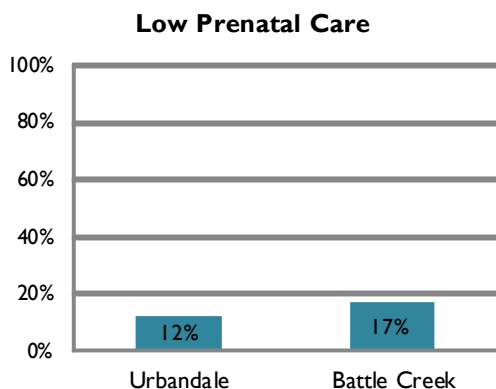
Adult Educational Attainment

- 17% of adults over 25 do not have a high school diploma.⁴

Healthy Kids

Healthy Births

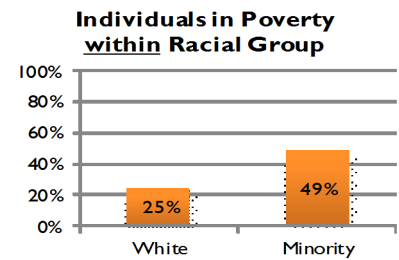
- 12% of all births have low prenatal care (fewer than 12 visits).⁶
- 53% of all births are to mothers who have less than a 39 week gestation term (52% of White mothers, 58% of Minority mothers).⁶
- 12% of all births are to teen moms under 20 years old.⁶



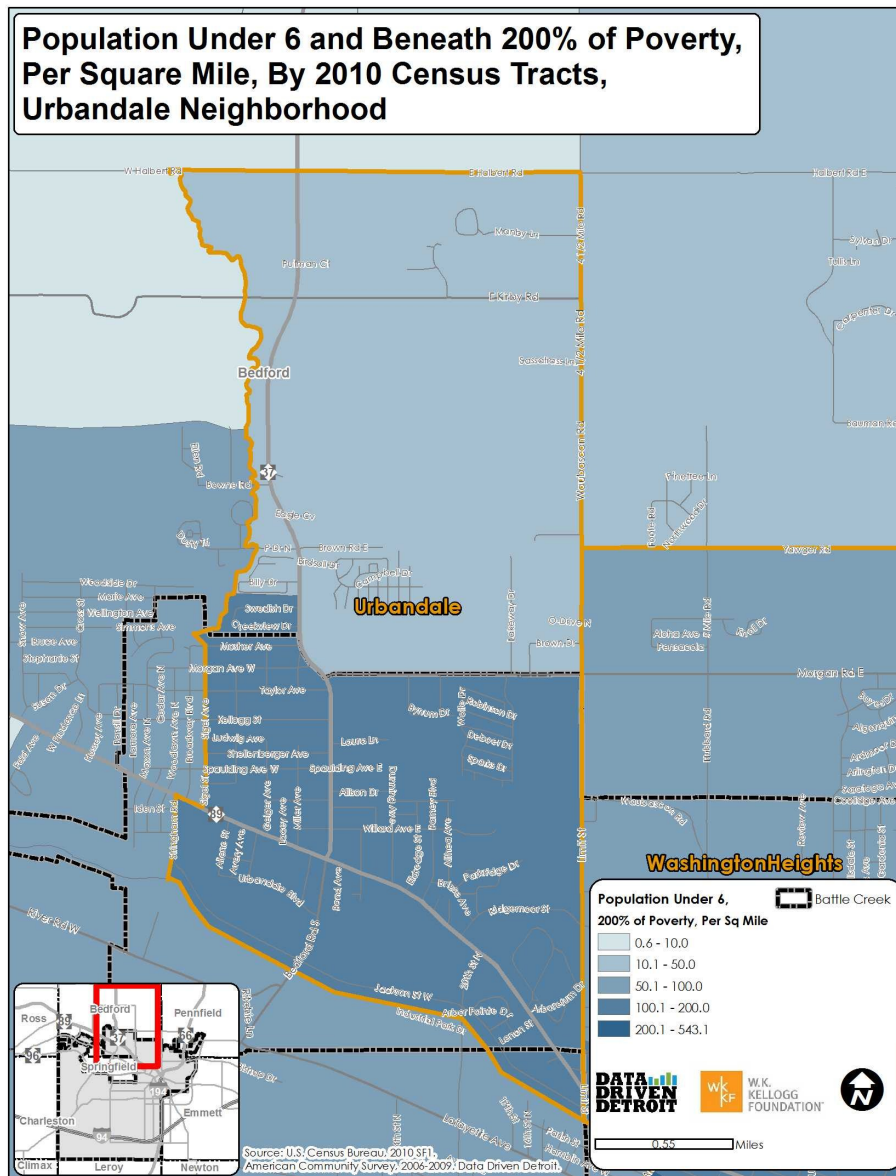
Financially Secure Families

Between 2006 and 2010:

- 49% of Minority individuals and 25% of White individuals lived below 100% poverty⁴
- 274 families with kids (23%) lived below 100% poverty, and 200 (73%) of these were single parent families.⁴
- 61% of children under 6 years old lived below 100% poverty; 84% lived below 200% poverty.⁴
- The unemployment rate was 8% for adults without a high school diploma, 10% for High School graduates, 14% for adults with some college and 34% for college graduates.⁴



Population Under 6 and Beneath 200% of Poverty, Per Square Mile, By 2010 Census Tracts, Urandale Neighborhood



Sources

1. 2012 ISD and Connect Databases
2. 2011 EDI Data
3. 2011 MEAP Data
4. American Community Survey, 2006-2010 5-year average (Census Tract)
5. 2010 Decennial Census
6. 2009 Michigan Public Health Department Birth Data (Census Tract)
7. 2011 Center for Educational Performance and Information Data